




L 26 & 32 CALA NEVA DRIVE



CRYSTAL BAY





KELLY & STONE ARCHITECTS

Kelly & Stone Architects is dedicated to providing innovative yet sensible architectural design solutions. Our designs reflect the unique sites upon which they are placed and the people who use them. With a diverse staff of professionally trained individuals, Kelly & Stone Architects has experience in a broad spectrum of project types and scales. We look at each project as a distinct opportunity to create something special, regardless of scale.

With the opening of our second office in Truckee, California, Kelly & Stone Architects has expanded our services to respond to our growing client base in the Lake Tahoe, California area. KS|a has completed several custom residences in the exclusive Martis Camp community and is well positioned to serve all of the Lake Tahoe and Truckee communities including Lahontan, Squaw Valley, North Star, and Incline Village. We specialize in custom, resort and mountain architecture and can assist with both custom and speculative residential and commercial project types.



NOTE:
THESE DRAWINGS ARE THE INTELLECTUAL PROPERTY OF KELLY & STONE ARCHITECTS AND MAY NOT BE USED WITHOUT EXPRESSED WRITTEN CONSENT OF KS|a. KS|a MAINTAINS OWNERSHIP AND COPYRIGHT.
THESE GRAPHICS ARE CONCEPTUAL IN NATURE & SUBJECT TO CHANGE BASED ON COUNTY, TRPA & ANY OTHER REGULATORY AGENCY REVIEW. THIS CONCEPT HAS NOT BEEN REVIEWED BY ANY JURISDICTIONS HAVING AUTHORITY OVER THIS PROPERTY AND APPROVALS ARE NOT GUARANTEED.

255 DRUM ROAD
MEEKS BAY





BRINK CUSTOM HOMES

Brink Custom Homes builds extraordinary custom homes that reflect our commitment to unparalleled craftsmanship, ardent attention to detail and impeccable customer service. Our goal is to be a diligent steward to our discerning clients by anticipating their needs, protecting their interests, and exceeding their expectations.

At the helm of every Brink Custom Homes project is John Brink himself. With over 40 years of building experience, the Brink name is synonymous with high quality, legacy homes in Lake Tahoe, Truckee and beyond. Our collaborative team is comprised of the Kelly and Stone Architects, Jackie Harger, our in-house interior designer, in addition to the area's top engineers, subcontractors and master craftsmen. We partner and work with the best in the business!

We have an eye and reverence for details. Whether it's a stunning Old Tahoe-style residence or a contemporary mountain ski home, we have an intense resolve to produce stellar results.



NOTE:
THESE DRAWINGS ARE THE INTELLECTUAL PROPERTY OF KELLY & STONE ARCHITECTS AND MAY NOT BE USED WITHOUT EXPRESSED WRITTEN CONSENT OF KSA. KSA MAINTAINS OWNERSHIP AND COPYRIGHT.
THESE GRAPHICS ARE CONCEPTUAL IN NATURE & SUBJECT TO CHANGE BASED ON COUNTY, TRPA & ANY OTHER REGULATORY AGENCY REVIEW. THIS CONCEPT HAS NOT BEEN REVIEWED BY ANY JURISDICTIONS HAVING AUTHORITY OVER THIS PROPERTY AND APPROVALS ARE NOT GUARANTEED.

255 DRUM ROAD
MEEKS BAY



SUMMERTIDE

Legendary Lakefront Estate Offers Exciting Redevelopment Potential

Summertide is not just a gorgeous acreage lakefront estate that includes a grand, historic log home, it also offers immense possibilities. Because the property can be redeveloped into various lakefront and lake view home site parcels, this magnificent estate has the potential to be dramatically transformed into a grand lakefront residential compound or into segregated lakefront and lake view home sites.

Located on a highly coveted, wind-sheltered cove on Lake Tahoe's North Shore in Crystal Bay, Nevada, Summertide offers an exceptional opportunity to own a beautifully renovated log home with grand lakeviews, a water's edge guesthouse cottage, detached four-car garage building, and manicured grounds. The main house was built from timber sourced nearby circa 1934 and the guesthouse was added to the estate circa 1940. Perched atop a bluff overlooking 400 feet of shoreline below, Summertide has its own pier, boatlift and mooring buoy facilities. Additionally, history, celebrity, and legend are associated with this lakefront estate compound.

The combined square footage of the main house and guest cottage is approximately 3,800 square feet, which includes seven bedrooms and six and a half baths indicative of the "Old Tahoe Lodge" charm associated with this estate.

Summertide is poised for a dramatic transformation, as it is envisioned by the talented team of Keith Kelly, of Kelly & Stone Architects, Kevin Agan, of Agan Consulting Corporation, and John Brink, of Brink Custom Homes. It only awaits a discerning individual or group who can take advantage of this exceptional opportunity to preserve the current building and pursue the development of a large custom compound or partially redevelop the estate to add numerous lakefront and lake view homes. The estate sits on four acres and currently the house, guest cottage and garage are spread across three of the many parcels.

According to agency records, Summertide's estate consists of 4 parcels and possibly a total of 5 parcels of record (currently pending confirmation). A portion of the estate is populated with vintage buildings and improvements which are eligible to be preserved, rehabilitated, or expanded to enhance function and use. The remainder of the estate, through redevelopment considerations, appears to be eligible to support more lakefront and lake view buildings and homes.



NOTE:
THESE DRAWINGS ARE THE INTELLECTUAL PROPERTY OF KELLY & STONE ARCHITECTS AND MAY NOT BE USED WITHOUT EXPRESSED WRITTEN CONSENT OF K&S. K&S MAINTAINS OWNERSHIP AND COPYRIGHT.
THESE GRAPHICS ARE CONCEPTUAL IN NATURE & SUBJECT TO CHANGE BASED ON COUNTY TRPA & ANY OTHER REGULATORY AGENCY REVIEW. THIS CONCEPT HAS NOT BEEN REVIEWED BY ANY JURISDICTIONS HAVING AUTHORITY OVER THIS PROPERTY AND APPROVALS ARE NOT GUARANTEED.

26 & 32 CALA NEVA DRIVE
CRYSTAL BAY



KELLY & STONE
ARCHITECTS
STEAMBOAT SPRINGS, CO
LAKE TAHOE, CA

AREA MAP

26 & 32 CALA NEVA DRIVE





PANORAMIC LAKE VIEW

SITE PHOTOS

COAST VIEW | LOOKING NORTH




SITE PHOTOS

EASTWARD VIEW FROM SITE




WESTWARD VIEW OF SITE

SITE PHOTOS




WESTWARD VIEW OF SITE

SITE PHOTOS



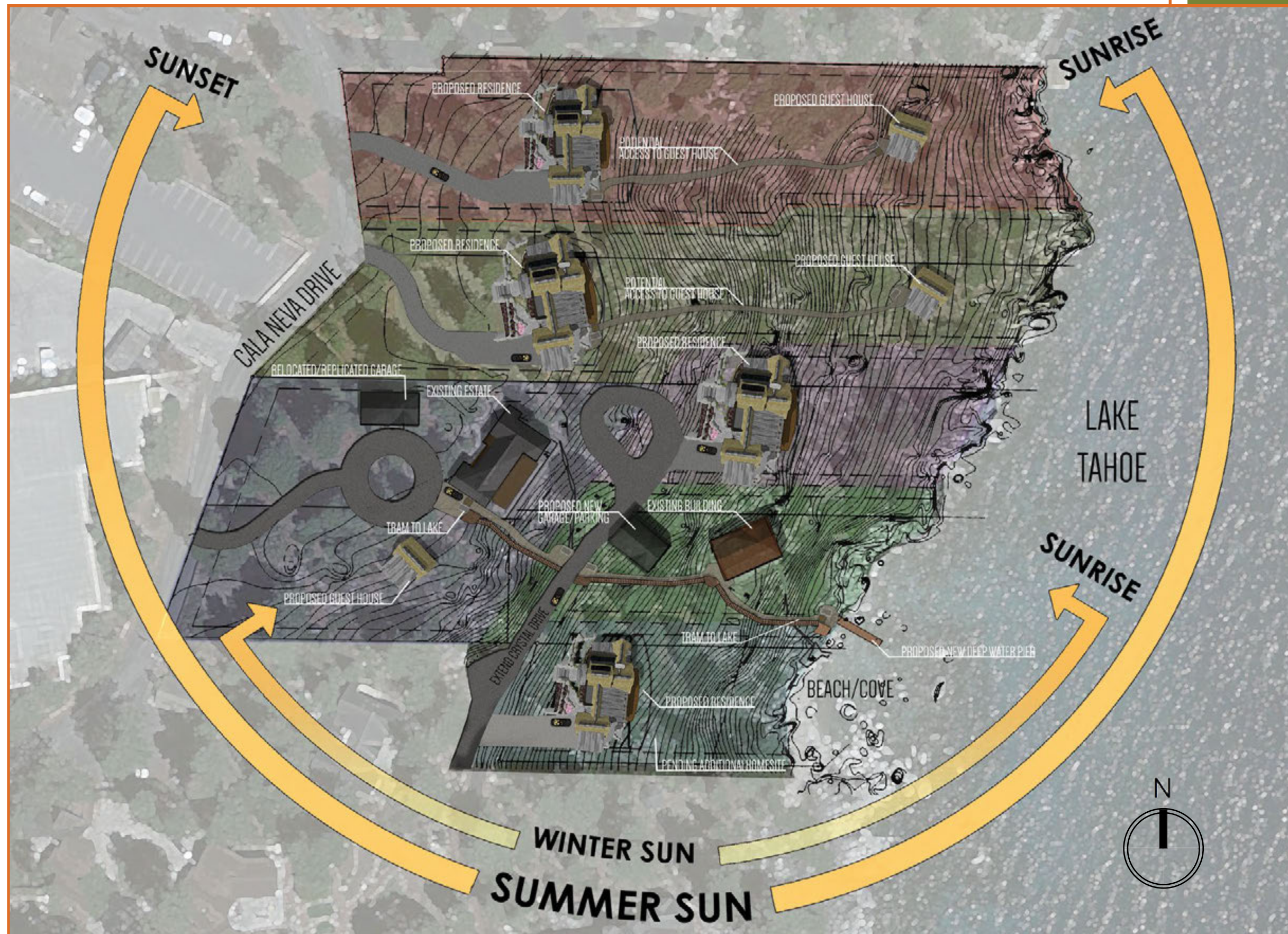
BIRDS EYE VIEWS OF SITE

SITE PHOTOS



LOT LAYOUT





SITE PLAN